



Math Mammoth End-of-the-Year Test - Grade 1 **International Version (Canada)**

This test is quite long, so I do not recommend that you have your child/student do it in one sitting. Break it into parts and administer them either on consecutive days, or perhaps on morning/evening/morning. Use your judgment.

This is to be used as a diagnostic test. Thus, you may even skip those areas and concepts that you already know for sure your student has mastered.

The test does not cover every single concept that is covered in *Math Mammoth Grade 1*, but all of the major concepts and ideas are tested here. This test is evaluating the child's ability in the following content areas:

- basic addition and subtraction facts within 0-10
- two-digit numbers
- adding and subtracting two-digit numbers
- basic word problems
- clock to the nearest half hour
- measuring and geometry (shapes)
- counting coins

Note 1: If the child cannot read, the teacher can read the questions.

Note 2: Problems #1 and #2 are done orally and timed. Let the student see the problems. Read each problem aloud, and wait a maximum of 5 seconds for an answer. Mark the problem as right or wrong according to the student's (oral) answer. Mark it wrong if there is no answer. Then you can move on to the next problem.

You do not have to mention to the student that the problems are timed or that he/she will have 5 seconds per answer, because the idea here is not to create extra pressure by the fact it is timed, but simply to check if the student has the facts memorized (quick recall). You can say for example (vary as needed):

“I will ask you some addition and subtraction questions. Try to answer them as quickly as possible. In each question, I will only wait a little while for you to answer, and if you don't say anything, I will move on to the next problem. So just try your best to answer the questions as quickly as you can.”

In order to continue with the Math Mammoth Grade 2, I recommend that the child gain a minimum score of 80% on this test, and that the teacher or parent review with him any content areas that are found weak. Children scoring between 70 and 80% may also continue with grade 2, depending on the types of errors (careless errors or not remembering something, vs. lack of understanding). Again, use your judgment.

Instructions to the student:

Answer each question in the space provided.

Instructions to the teacher:

My suggestion for grading is below. The total is 104 points. A score of 83 points is 80%. A score of 73 points is 70%.

Question	Max. points	Student score
Basic Addition and Subtraction Facts within 0-10		
1	8 points	
2	8 points	
3	4 points	
4	8 points	
<i>subtotal</i>		/ 28
Place Value and Two-Digit Numbers		
5	6 points	
6	4 points	
7	3 points	
<i>subtotal</i>		/ 13
Adding and Subtracting Two-Digit Numbers		
8	6 points	
9	6 points	
10	4 points	
11	3 points	
<i>subtotal</i>		/ 19

Question	Max. points	Student score
Basic Word Problems		
12	2 points	
13	2 points	
14	2 points	
15	2 points	
16	2 points	
17	6 points	
18	6 points	
<i>subtotal</i>		/ 22
Clock		
19	6 points	
20	4 points	
<i>subtotal</i>		/ 10
Geometry and Measuring		
21	2 points	
22	5 points	
<i>subtotal</i>		/ 7
Money		
23	3 points	
24	2 points	
<i>subtotal</i>		/ 5
TOTAL		/ 104

End-of-the-Year Test - Grade 1

Basic Addition and Subtraction Facts within 0-10

In problems 1 and 2, your teacher will read you the addition and subtraction questions. Try to answer them as quickly as possible. In each question, he/she will only wait a little while for you to answer, and if you don't say anything, your teacher will move on to the next problem. So, just try your best to answer the questions as quickly as you can.

1. Add.

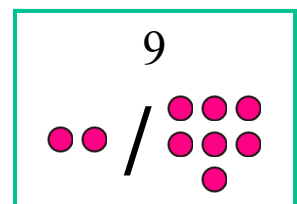
a.	b.	c.	d.
$2 + 3 = \underline{\quad}$	$7 + 3 = \underline{\quad}$	$6 + 2 = \underline{\quad}$	$5 + 5 = \underline{\quad}$
$4 + 4 = \underline{\quad}$	$5 + 4 = \underline{\quad}$	$4 + 6 = \underline{\quad}$	$2 + 4 = \underline{\quad}$
$1 + 6 = \underline{\quad}$	$3 + 6 = \underline{\quad}$	$2 + 5 = \underline{\quad}$	$9 + 1 = \underline{\quad}$
$2 + 7 = \underline{\quad}$	$1 + 7 = \underline{\quad}$	$6 + 2 = \underline{\quad}$	$5 + 3 = \underline{\quad}$

2. Subtract.

a.	b.	c.	d.
$8 - 3 = \underline{\quad}$	$5 - 3 = \underline{\quad}$	$7 - 3 = \underline{\quad}$	$10 - 3 = \underline{\quad}$
$6 - 4 = \underline{\quad}$	$7 - 4 = \underline{\quad}$	$9 - 4 = \underline{\quad}$	$5 - 4 = \underline{\quad}$
$10 - 6 = \underline{\quad}$	$9 - 6 = \underline{\quad}$	$4 - 3 = \underline{\quad}$	$8 - 6 = \underline{\quad}$
$8 - 7 = \underline{\quad}$	$6 - 3 = \underline{\quad}$	$10 - 7 = \underline{\quad}$	$9 - 7 = \underline{\quad}$

3. Write a fact family to match the picture.

$\underline{\quad} + \underline{\quad} = \underline{\quad}$	$\underline{\quad} + \underline{\quad} = \underline{\quad}$
$\underline{\quad} - \underline{\quad} = \underline{\quad}$	$\underline{\quad} - \underline{\quad} = \underline{\quad}$



4. Find the missing numbers.

a. $2 + \underline{\quad} = 7$	b. $1 + \underline{\quad} = 8$	c. $4 + \underline{\quad} = 6$	d. $\underline{\quad} + 3 = 8$
$3 + \underline{\quad} = 8$	$2 + \underline{\quad} = 10$	$\underline{\quad} + 3 = 9$	$\underline{\quad} + 6 = 10$

Place Value and Two-Digit Numbers

5. Fill in the missing parts.

a. $20 + 7 = \underline{\quad}$	b. $6 + \underline{\quad} = 56$	c. $40 + \underline{\quad} = 40$
$5 + 60 = \underline{\quad}$	$30 + \underline{\quad} = 39$	$4 + \underline{\quad} = 94$

6. Put the numbers in order.

a. 16, 61, 26 $\underline{\quad} < \underline{\quad} < \underline{\quad}$	b. 54, 14, 51 $\underline{\quad} < \underline{\quad} < \underline{\quad}$
--	--

7. Compare the expressions and write $<$, $>$, or $=$.

a. $40 + 8$ $4 + 80$ b. $43 + 5$ 50 c. $3 + 33$ 36

Adding and Subtracting Two-Digit Numbers

8. Add.

a. $84 + 4 = \underline{\quad}$	b. $6 + 70 = \underline{\quad}$	c. $74 + 5 = \underline{\quad}$
$41 + 4 = \underline{\quad}$	$16 + 2 = \underline{\quad}$	$6 + 53 = \underline{\quad}$

9. Subtract.

a. $80 - 30 = \underline{\quad}$	b. $55 - 3 = \underline{\quad}$	c. $29 - 3 = \underline{\quad}$
$17 - 3 = \underline{\quad}$	$100 - 40 = \underline{\quad}$	$50 - 2 = \underline{\quad}$

10. Add and subtract.


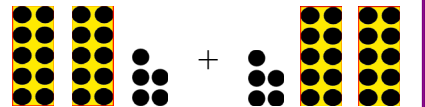
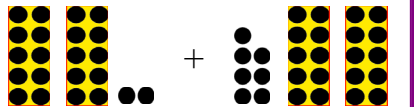
$$\begin{array}{r} \text{a.} \quad 14 \\ + 35 \\ \hline \end{array}$$

$$\begin{array}{r} \text{b.} \quad 59 \\ - 34 \\ \hline \end{array}$$

$$\begin{array}{r} \text{c.} \quad 40 \\ + 56 \\ \hline \end{array}$$

$$\begin{array}{r} \text{d.} \quad 96 \\ - 60 \\ \hline \end{array}$$

11. Add. The images can help you.

 <p>a. $19 + 34 = \underline{\quad}$</p>	 <p>b. $25 + 25 = \underline{\quad}$</p>	 <p>c. $22 + 27 = \underline{\quad}$</p>
--	---	--

Basic Word Problems

12. Write a subtraction sentence that matches with the addition $6 + 8 = 14$.

$$\underline{\quad} - \underline{\quad} = \underline{\quad}$$

13. How many more is 70 than 50? more

14. Henry owns four more cars than Mark, and Mark owns six cars.
Draw Mark's cars and Henry's cars.

15. Ten children are playing in the yard. There are 6 boys. How many girls are there?

16. Andrew had 20 dollars. He bought a book for 10 dollars and another for 5 dollars.
How much money does he have left?

17. A parking lot has 30 spaces for cars. There is a car in 22 of those spaces.

a. How many spaces are empty?

b. Now, two more cars drive in. How many cars are now in the parking lot?

c. How many empty spaces are there now?

18. Isabelle had 70 marbles and her sister had 55. Isabelle gave 10 marbles to her sister.

a. Now how many marbles does Isabelle have?

b. And her sister?

c. Who has more? How many more?


Clock

19. Write the time in two ways: using *o'clock* or *half past*, and with numbers.




a. _____

_____ : _____



b. _____

_____ : _____



c. _____

_____ : _____

20. Write the time for a half-hour and an hour later from the given time. Use numbers.

Now it is:	a. 5:30	b. 12:00
a half-hour later, it is:		
an hour later, it is:		

Geometry and Measuring

21. Draw a line that is:

a. 3 centimetres

b. 9 centimetres

22. a. Join these dots carefully with a ruler so that you get a shape.

A .

. B

D .

. C

b. What is this shape called? _____

c. Measure the sides of your shape in centimetres.




Side AB: _____ cm Side BC: _____ cm

d. Draw a straight line from dot A to dot C. The line divides your shape to two new shapes.


What are the new shapes called? _____

Money

23. How much money? Write the amount in cents.

<p>a.</p>  <p>_____ ¢</p>	<p>b.</p>  <p>_____ ¢</p>	<p>c.</p>  <p>_____ ¢</p>
---	--	---

24. Solve.

<p>You have:</p> 	<p>You bought an apple for 55¢.</p> <p>How much money do you have left? _____ ¢</p>
---	---